

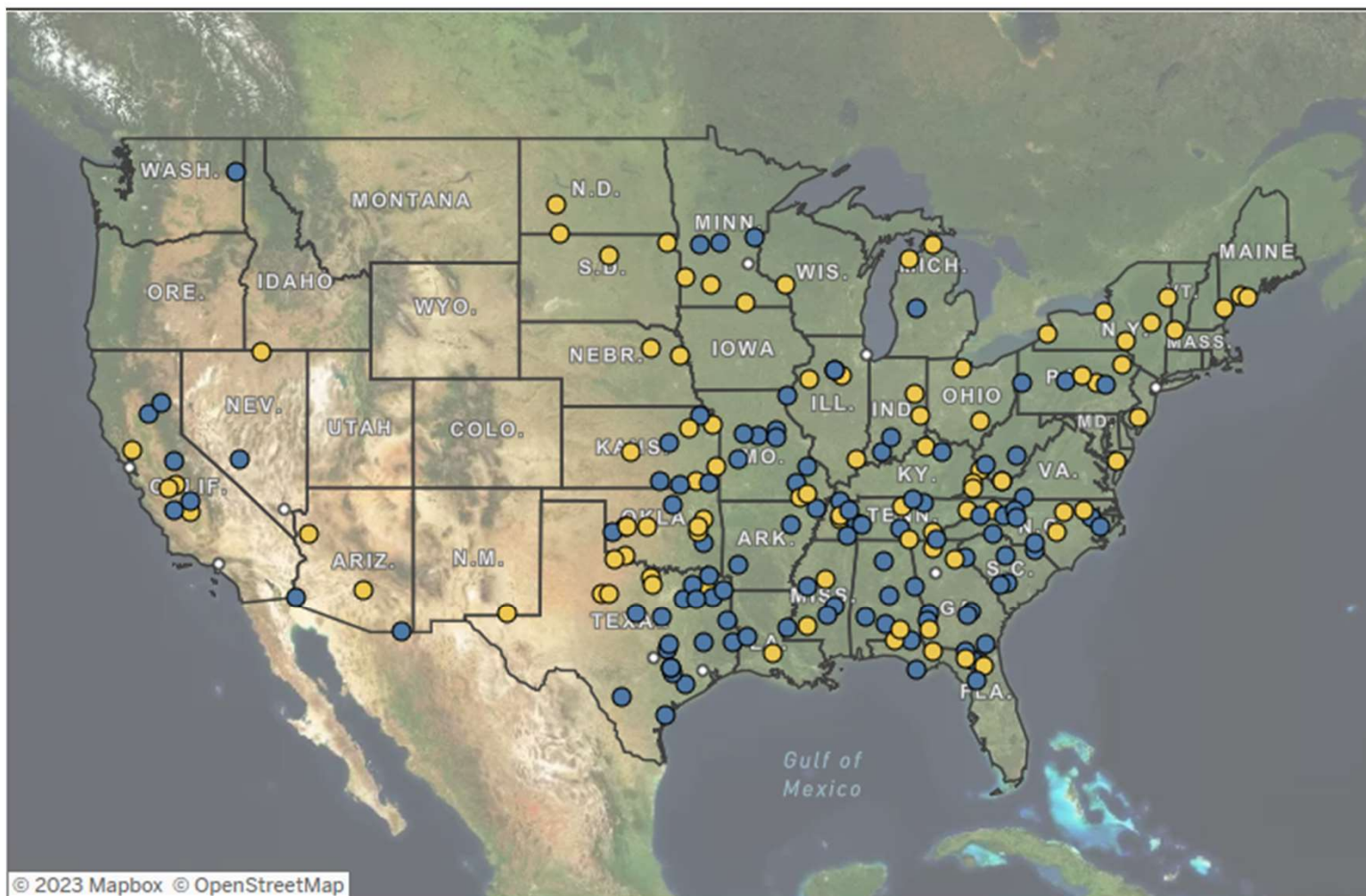
# Rural Hospital Closures Maps, 2005 - Present

Closures by Medicare Payment Classification

Closures by Rurality

**Complete vs Converted Closures**

Closures over time

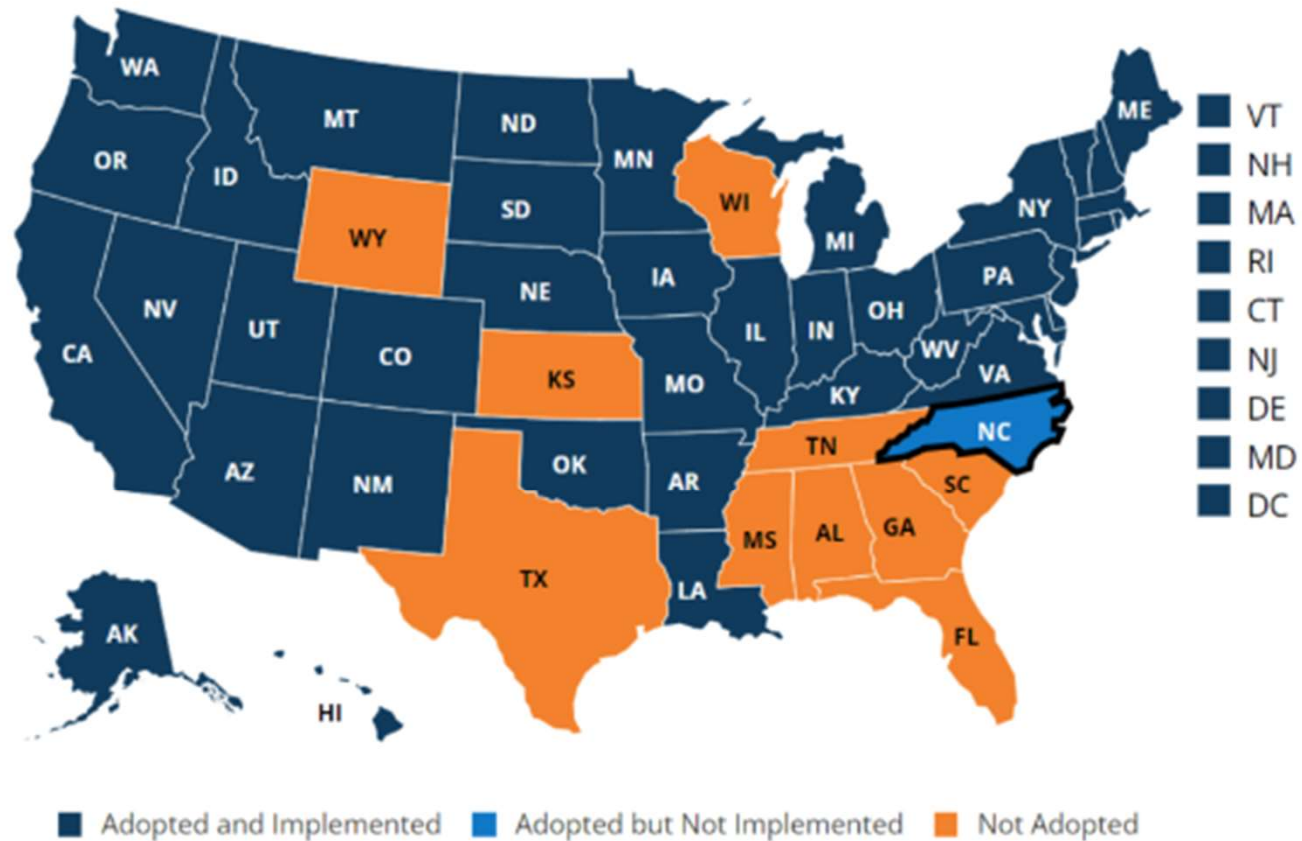


\*Complete: Facilities no longer provide health care services.

\*\*Converted: Facilities no longer provide in-patient services, but continue to provide some health care services [e.g., primary care, skilled nursing care, long-term care].

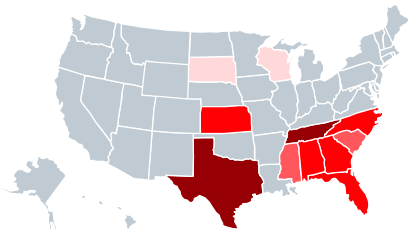


## The Status of State Action on the Medicaid Expansion Decision



# States that Have Not Expanded Medicaid Face Many Hospital Challenges

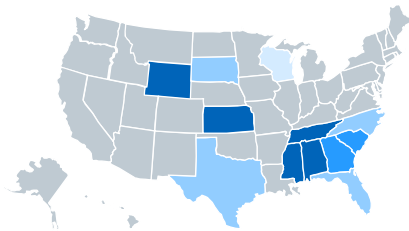
## Hospital Closures



81 closures since 2010

Texas – 21  
Tennessee – 17

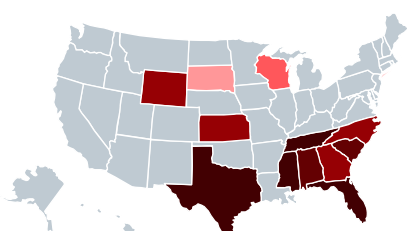
## Operating Margin



51% of rural hospitals in the red

Kansas – 79%  
Wyoming – 78%

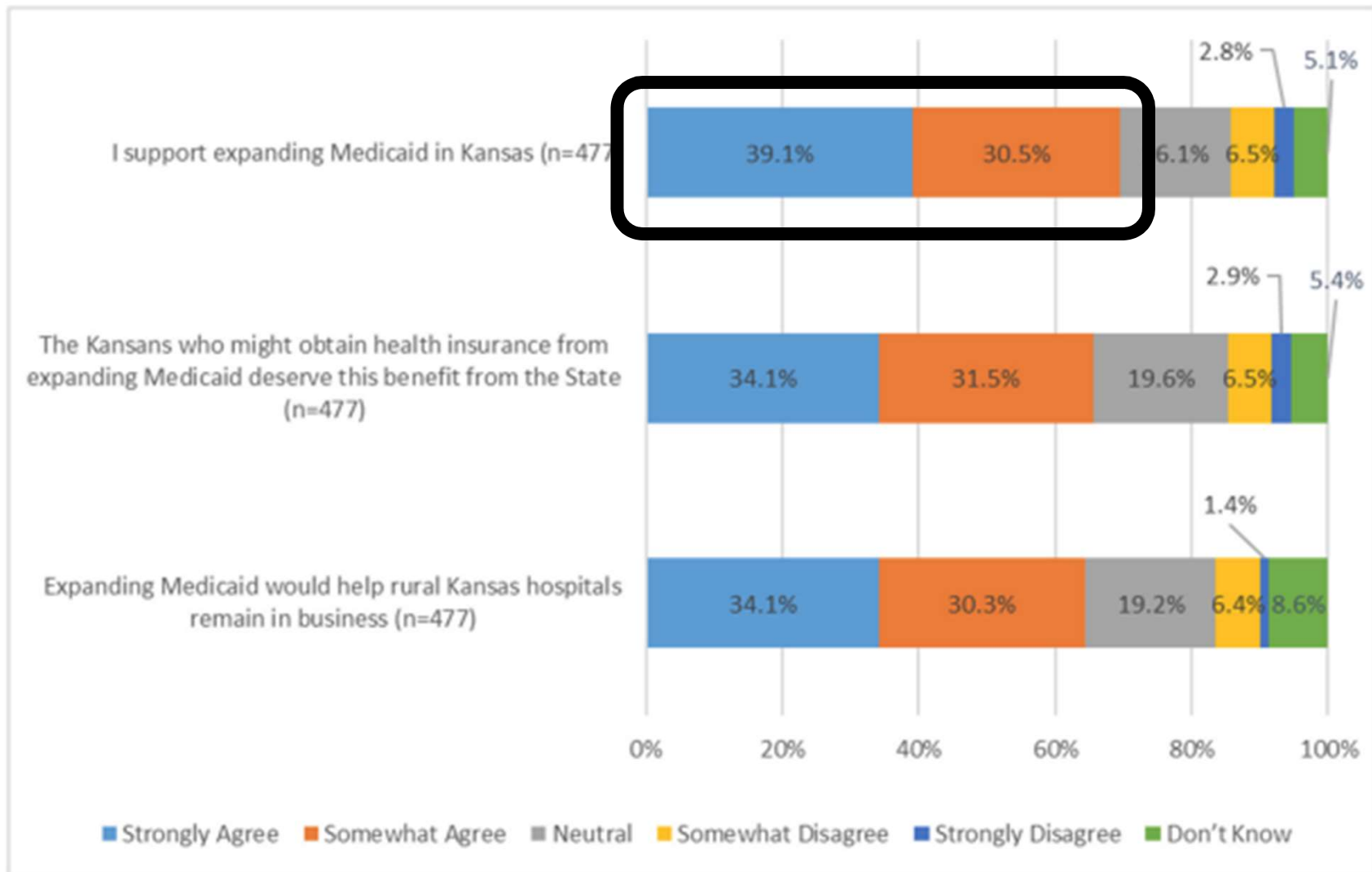
## Vulnerability



254 hospitals vulnerable to closure

Tennessee – 53%  
Florida, Texas – 50%

**Figure 13: Opinions on Medicaid Expansion in Kansas**



Question: Q14 *If Kansas expands Medicaid under the Affordable Care Act, about 10% of the expansion would be paid by Kansas, and 90% by the federal government. Studies estimate that expanding Medicaid would provide health coverage to approximately 150,000 Kansans and financially benefit rural hospitals. Please tell me if you strongly agree, somewhat agree, are neutral, somewhat disagree or strongly disagree with the following statements.*



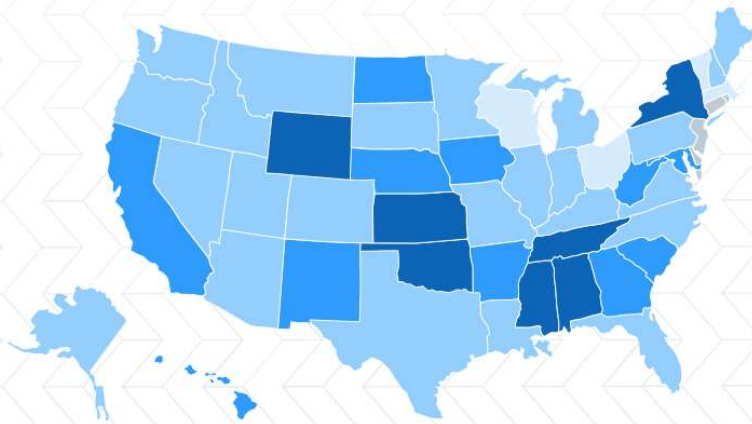
# CHARTIS

## Stability of the Rural Health Safety Net

Policy Institute 2023

Today, **43%** of America's **rural hospitals are operating in the red**, including **51%** of rural facilities in states yet to adopt or implement Medicaid expansion\*. According to Chartis research, **more than 450 rural hospitals** in the country are **vulnerable to closure**.

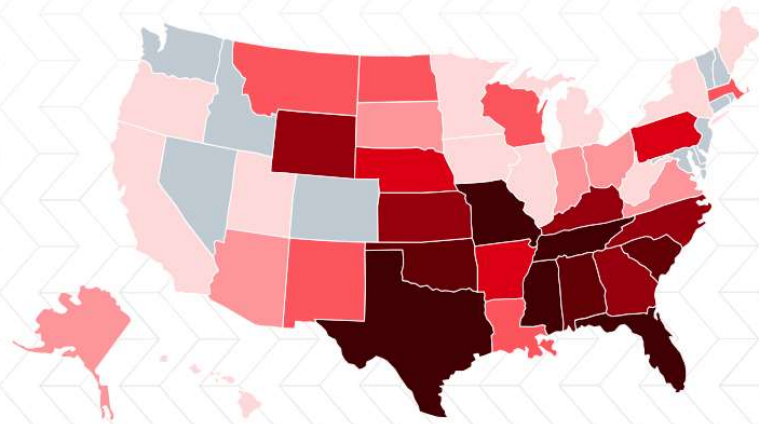
### Operating Margin



State-level percentage of rural hospitals with negative operating margin.



### Vulnerability



Percentage of State Rural Hospitals Determined to be Vulnerable.



\*Non-Medicaid expansion states are WY, TX, KS, SD, WI, TN, NC, SC, GA, AL, MS, FL. South Dakota counted as a non-expansion state as it has not implemented as of 1/24/23.  
CMS Healthcare Cost Report Information System (HCRRIS) Q4 2022. Operating margin is computed in accordance with Flex Monitoring Team guidance. Outliers are excluded. Hospitals for which data are unavailable are excluded. Reported Covid-19 PHE Funds (Worksheet G-3 line 24,50) excluded from operating margin. Adjustments made to operating margin to reflect full 2% sequester.